


NLI FIRST MUTUAL FUND
STATEMENT OF FINANCIAL POSITION (Unaudited)
As at September 30, 2015

Particulars	Notes	30-Sep-15	30-Jun-15
		Taka	Taka
ASSETS			
<u>Current Assets :</u>			
Investments - at market price	1	401,699,681	470,654,242
Accounts receivables	2	3,498,608	2,601,151
Advance, deposit and prepayments	3	1,052,005	1,093,437
Cash and cash equivalents	4	40,672,170	25,260,277
Preliminary and issue expenses	5	5,139,707	5,346,373
Fixed income instruments	6	210,000,000	151,762,500
Total Assets		662,062,172	656,717,979
EQUITY AND LIABILITIES			
<u>Shareholders' Equity</u>			
Paid up capital	7	503,338,000	503,338,000
Unit premium		10,798,888	10,798,888
Unrealized gain/(loss)		23,195,665	16,072,419
Retained earnings		106,149,314	125,839,947
		643,481,867	656,049,254
<u>Current Liabilities</u>			
Accounts payable	8	18,580,304	668,725
		18,580,304	668,725
Total Equity and Liabilities		662,062,172	656,717,979
Net asset value (NAV)		643,481,867	656,049,254
Net asset value (NAV) per unit:			
At cost	9	12.32	12.71
At market price	10	12.78	13.03


These financial statements should be read in conjunction with annexed notes


A.K.M. Shahidul Kirmany
Chief Operating Officer
VIPB Asset Management Co. Ltd.

NLI FIRST MUTUAL FUND
STATEMENT OF COMPREHENSIVE INCOME
From July 01, 2015 to September 30, 2015

	Notes	July 01, 2015 to	July 01, 2014 to
		September 30, 2015	September 30, 2014
		Taka	Taka
INCOME			
Interest Income	11	7,444,569	8,681,332
Net income on Sale of Marketable Securities	12	29,257,084	13,145,918
Dividend Income	13	13,274,863	8,690,047
TOTAL (A)		49,976,516	30,517,297
EXPENSES			
Management fees		2,722,396	2,609,456
BSEC fees		126,869	126,869
Amortization of preliminary and issue expenses	5	206,667	202,752
CDBL settlement and demat charges		17,349	26,886
CDBL annual fees		19,376	26,718
Trustee fees		164,012	126,869
Custodian fees		52,628	44,654
Brokerage commission		782,876	311,577
Audit fees		7,562	7,562
DSE & CSE annual listing fees		40,329	40,329
Bank charges and excise duty		46,708	46,442
Other expenses		46,438	38,250
TOTAL (B)		4,233,209	3,608,364
Net Profit for the year (A-B)		45,743,307	26,908,933
Earnings per unit		0.91	0.53

These financial statements should be read in conjunction with annexed notes


A.K.M. Shahidul Kirmany
Chief Operating Officer
VIPB Asset Management Co. Ltd.

NLI FIRST MUTUAL FUND
STATEMENT OF CHANGES IN EQUITY
 Period from July 01, 2015 to September 30, 2015

Figure in Taka

Particulars	Share Capital	Unit Premium	Unrealized Gain (Loss)	Retained Earnings	Total Equity
Balance as at July 1, 2015	503,338,000	10,798,888	16,072,419	125,839,947	656,049,254
Cash dividend for the year 2014-2015	-	-	-	(65,433,940)	(65,433,940)
Unit Premium	-	-	-	-	-
Net profit during the period	-	-	-	45,743,307	45,743,307
Unrealized gain / (loss)	-	-	7,123,246	-	7,123,246
Balance at September 30, 2015	503,338,000	10,798,888	23,195,665	106,149,314	643,481,867

Period from July 01, 2014 to September 30, 2014

Figure in Taka


Particulars	Share Capital	Unit Premium	Unrealized Gain / (Loss)	Retained Earnings	Total Equity
Balance as at June 30, 2014	503,338,000	10,798,888	11,745,553	110,822,527	636,704,968
Cash dividend for the year 2013-2014	-	-	-	(60,400,560)	(60,400,560)
Unit premium	-	-	-	-	-
Net profit during the period	-	-	-	26,908,935	26,908,935
Unrealized gain / (loss)	-	-	8,485,230	-	8,485,230
Balance at September 30, 2014	503,338,000	10,798,888	20,230,783	77,330,902	611,698,573


A.K.M. Shahidul Kirmany
 Chief Operating Officer
 VIPB Asset Management Co. Ltd.

1.00. Marketable investment-at market value


Figure in Taka

Industry	Name of the Companies	Number of Shares	Face Value per share	Average Unit Cost	Acquisition Cost	Market Rate	Market Value	Excess / (Deficit)
Corporate Bond	25% Convertible bond of Brac Bank	385	10,000	1,075.71	414,150	1,080.00	415,800	1,650
	Brac Bank Limited	1,432,180	10	28.03	40,137,704	41.20	59,005,816	18,868,052
	City Bank Limited	1,110,000	10	18.57	20,615,000	20.10	22,311,000	1,696,000
Bank	Eastern Bank	517,783	10	25.79	13,352,537	26.60	13,773,028	420,491
	Shahjalal Islami Bank Ltd	611,257	10	11.30	6,907,204	12.00	7,335,084	427,880
	Trust Bank Limited	1,400,000	10	17.93	25,102,400	21.40	29,960,000	4,857,600
Financial Institution	IDJC Finance	100,000	10	56.95	5,695,000	64.50	6,450,000	755,000
Pharma and Chemical	Square Pharma Ltd	80,000	10	250.60	20,047,772	249.40	19,952,000	(95,772)
Fuel & Power	Titas Gas Transmission & Dist. Co. Ltd.	510,108	10	76.75	39,153,272	73.10	37,288,895	(1,864,378)
Tannery Industries	BATA Shoe	3,300	10	970.46	3,202,530	1,357.80	4,480,740	1,278,210
	First Janata Bank Mutual Fund	1,008,270	10	5.21	5,248,950	4.60	4,638,042	(610,908)
	1ST ICB Mutual Fund	2,534	10	1,498.03	3,796,010	1,450.00	3,674,300	(121,710)
	3rd ICB Mutual Fund	750	10	230.00	172,500	285.00	213,750	41,250
	AIMS 1st Mutual Fund	1,325,602	10	19.51	25,861,464	20.20	26,777,160	915,696
	Asian Tiger Sandhani Life Growth Fund	2,722,327	10	9.58	26,089,538	7.50	20,417,453	(5,672,086)
	DBH 1ST Mutual Fund	3,674,402	10	4.57	16,776,411	4.60	16,902,249	125,838
	EBL 1ST Mutual Fund	841,288	10	4.70	3,957,368	4.40	3,701,667	(255,701)
	EBLNRB Mutual Fund	6,319	10	3.89	24,600	4.20	26,540	1,940
	Gramscen Mutual Fund 1	280,731	10	18.36	5,154,792	19.10	5,361,962	207,171
	Green Delta Mutual Fund	3,177,759	10	4.63	14,700,100	4.50	14,299,916	(400,184)
	LR Global 1st Mutual Fund	42,345	10	4.50	190,553	5.50	232,898	42,345
	MBL 1st Mutual Fund	901,965	10	4.45	4,016,331	5.40	4,870,611	854,281
	NCCBL Mutual Fund 1	2,372,749	10	4.00	9,497,347	5.10	12,101,020	2,603,673
	PHP First Mutual Fund	1,552,042	10	4.51	6,993,682	4.30	6,673,781	(319,901)
	Popular Life First Mutual fund	2,669,855	10	5.18	13,821,283	4.30	11,480,377	(2,340,906)
	Trust Bank 1st Mutual Fund	427,444	10	5.15	2,200,000	4.60	1,966,242	(233,758)
Open ended MF	Rupali Life Insurance First Mutual Fund	1,227,700	10	8.15	10,000,000	9.80	12,031,460	2,031,460
	Matin Spinning Mills Ltd	35,507	10	45.80	1,626,221	46.30	1,643,974	17,753
Textile	Square Textile	30,000	10	76.98	2,309,320	75.80	2,274,000	(35,320)
	KDS Accessories Ltd	17,250	10	20.00	345,000	20.00	345,000	-
IPO	Syntex Industries Ltd	1,500,000	10	20.00	30,000,000	20.00	30,000,000	-
	Instrument Name	Inst. ID	Face Value	Issue date	Present value	Coupon	Market Value	Maturity Date
Govt Bond	05Y BGTB 11/06/2019	BD0019461055	20,000,000	11/06/2014	21,094,917	10.10%	21,094,917	11/06/2019
Total					378,504,015.16		401,699,681	23,195,666


A.K.M. Shahidul Kirmany
 Chief Operating Officer
 VIPB Asset Management Co. Ltd.

NLI FIRST MUTUAL FUND
From July 01, 2015 to September 30, 2015

	30-Sep-15	30-Jun-15
	Taka	Taka
2.00 Accounts Receivables		
Interest Receivables on FDR		
Meghna Bank Limited	-	624,609
Union Bank Limited	1,066,667	191,667
NRB Global Bank Limited	567,361	210,823
Farmers Bank Limited	108,333	-
NRB Commercial Bank Limited	401,111	-
First Security Islami Bank Limited	332,500	1,236,111
SUB-TOTAL	<u>2,475,972</u>	<u>2,263,210</u>
Interest Receivable from Bank		
Receivable from SEBL, Donia Br.	1,022,602	-
SUB-TOTAL	<u>1,022,602</u>	<u>-</u>
Receivables from NCC Bank	34	3,591
SUB-TOTAL	<u>34</u>	<u>3,591</u>
Dividend Receivable		
The City Bank Limited	-	300,000
BATA Shoe Limited	-	33,600
DBH 1st Mutual Fund	-	750
SUB-TOTAL	<u>-</u>	<u>334,350</u>
TOTAL	<u><u>3,498,608</u></u>	<u><u>2,601,151</u></u>
3.00 Advance, Deposit & Prepayments		
Advance Security Deposit		
Deposit with Central Depository Bangladesh Ltd. (CDBL)	400,000	400,000
SUB-TOTAL	<u>400,000</u>	<u>400,000</u>
Prepayments		
Bangladesh Securities & Exchange Commission fees	376,469	503,338
DSE & CSE annual listing fees	79,781	120,110
CDBL annual fees	31,743	69,989
Trustee fees	164,012	-
SUB-TOTAL	<u>652,005</u>	<u>693,437</u>
TOTAL	<u><u>1,052,005</u></u>	<u><u>1,093,437</u></u>
4.00 Cash and Cash Equivalents		
Cash at Banks		
NCC Bank, Gulshan Branch	51,431	45,565
Southeast Bank, Donia Branch	35,090,730	25,012,403
Southeast Bank Ltd, Corporate Br	5,528,463	201,393
SUB-TOTAL	<u>40,670,624</u>	<u>25,259,361</u>
Cash in Brokerage Accounts		
Cash available on BLI A/c	1,535	197
Cash available on BRAC EPL A/c	184	892
Cash available on NCC Brokerage A/c	(173)	(173)
SUB-TOTAL	<u>1,547</u>	<u>916</u>
TOTAL	<u><u>40,672,170</u></u>	<u><u>25,260,277</u></u>


A.K.M. Shahidul Kirman
Chief Operating Officer

NLI FIRST MUTUAL FUND
From July 01, 2015 to September 30, 2015


	30-Sep-15	30-Jun-15
	Taka	Taka
5.00 Preliminary and Issue Expenses		
Preliminary and Issue expenses	5,346,373	6,166,300
Less: Written off during the period	206,667	819,927
TOTAL	<u>5,139,707</u>	<u>5,346,373</u>
6.00 Fixed Income Instruments (FDR)		
First Security Islami Bank Limited	30,000,000	50,000,000
Union Bank Limited	60,000,000	30,000,000
Meghna Bank Limited	-	51,250,000
Farmers Bank Limited	30,000,000	-
NRB Commercial Bank Limited	40,000,000	-
NRB Global Bank Limited	50,000,000	20,512,500
TOTAL	<u>210,000,000</u>	<u>151,762,500</u>
7.00 Capital Fund		
50,333,800 units @ Tk 10 each fully paid in cash	503,338,000	503,338,000
TOTAL	<u>503,338,000</u>	<u>503,338,000</u>
8.00 Accounts Payable		
Management fees	2,722,396	-
Custodian fees	52,628	334,817
Audit fees	7,562	30,000
Trustee fees	-	-
Miscellaneous payable (Accounts, TDS & VAT)	106,858	91,358
Unclaimed dividend (2014-15)	15,478,310	-
Unclaimed dividend (2013-14)	212,550	212,550
TOTAL	<u>18,580,304</u>	<u>668,725</u>
9.00 Net Asset Value (NAV) per unit at Cost		
Net Asset Value (NAV)	643,481,867	656,049,254
Add / Less: Increase (Decrease) market value than cost balance of investment as on September, 2015	(23,195,665)	(16,072,419)
Balance of investment as on September, 2015	<u>620,286,202</u>	<u>639,976,835</u>
No of unit	50,333,800	50,333,800
NAV per unit at Cost	<u>12.32</u>	<u>12.71</u>
10.00 Net Asset Value (NAV) per unit at Market Price		
Net Asset Value (NAV)	643,481,867	656,049,254
No of unit	50,333,800	50,333,800
NAV per unit at Market Price	<u>12.78</u>	<u>13.03</u>



A.K.M. Shahidul Kirmany
Chief Operating Officer
VIPB Asset Management Co. Ltd.

NLI FIRST MUTUAL FUND
From July 01, 2015 to September 30, 2015

	30-Sep-15	30-Sep-14
	Taka	Taka
11.00 Interest Income		
Short Term Investment (FDR)	3,974,793	6,326,976
Short Term Deposit (STD)	1,022,602	791,857
From Bonds	2,447,173	1,562,499
TOTAL	7,444,569	8,681,332
12.00 Net Gain on Sale of Marketable Securities		
Gain on sale of marketable securities		
ACI Limited	-	6,182,871
Brack bank	7,945,916	-
Islami Bank Bangladesh Ltd	10,119,790	-
IDLC	2,372,875	-
ICB AMCL ISLAMIC UNIT FUND	74,510	-
Southeast Bank 1st Mutual Fund	432,570	351,529
Far Chemical Industries Ltd	-	1,152,750
Shahjibazar Power Co. Ltd	-	511,220
Tung Hai Knitting & Dyeing Industries Ltd	-	1,563,700
Shurwid Industries Ltd	-	1,029,700
BGTB- BD0918371057	-	1,691,273
BGTB- BD0919461055	2,272,872	-
BGTB- BD0919061053	7,152,458	-
BGTB- BD0917451058	-	774,560
SUB-TOTAL	30,370,992	13,257,603
Loss on Sale of Marketable Securities		
IBBL Mudaraba Perpetual Bond	-	39,596
PHP First Mutual Fund	-	20,924
Southeast Bank 1st Mutual Fund	1,103,908	-
GRAMEEN Scheme 2	10,000	-
Popular Life First Mutual Fund	-	51,165
SUB-TOTAL	1,113,908	111,685
Net gain on Sale of Marketable Securities	29,257,084	13,145,918
13.00 Dividend Income		
Southeast Bank 1st Mutual Fund	9,051,250	8,689,200
DBH 1st Mutual Fund	560,036	750
1ST ICBMF	22,500	-
3RD ICBMF	213,100	-
Rupali Life First MF	982,160	-
ATCSLGF	2,002,243	-
Green Delta MF	443,574	-
ACI Limited	-	97
TOTAL	13,274,863	8,690,047


A.K.M. Shahidul Kirmany
 Chief Operating Officer
 VIPB Asset Management Co. Ltd.